

GRIPPS®

H01123 TOOL GRAPPLE WITH AUTO-STOP

Tough and versatile, the Tool Grapple® excels against the rigours of the harshest work environments.

Protected by a rubber ABS synthetic housing, the Tool Grapple® contains a PU coated stainless steel woven wire cable that is resistant to heat and abrasion.



5.5 LB **2.5** KG
MAX LOAD:



THE LEADER IN FALLING OBJECT PREVENTION

GRIPPS.COM

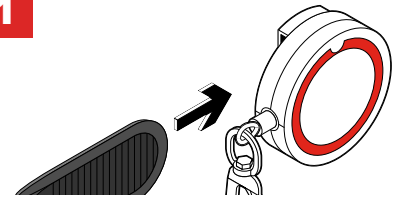
KEY FEATURES



SPECIFICATIONS

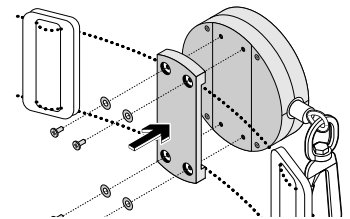
SKU	MAX LOAD	MAX LENGTH
H01123	2.5KG 5.5LBS	1.25M 49"

1



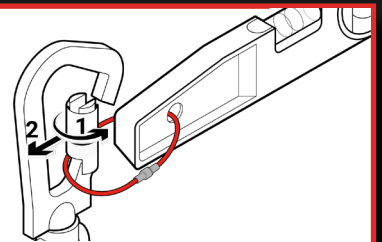
Slide belt through belt housing. If that is not possible, then unscrew the belt cover from the Tool Grapple® housing.

2



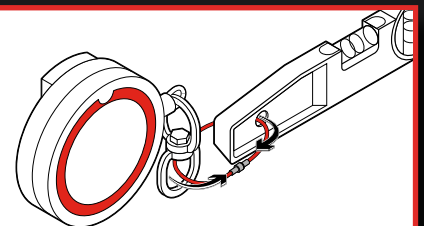
Place harness or belt on Tool Grapple then screw the belt cover back on. Ensure the position of the Tool Grapple® does not interfere with the functionality of the harness.

3



Connect the Tool Grapple® carabiner to your tool.

4



For the Auto-Stop unit, pass a Griplock Cable or Screwlock Cable through the spare D-Ring and fasten the Cable.