

GRIPPS®

ANSI/ISEA
121-2018
COMPLIANT

H02102 BOLT-SAFE RAIL BAG

Building on the legacy of the Bolt-Safe Pouch, the Bolt-Safe Rail Bag features the same 'best in class' self closure system that makes it almost impossible for loose nuts, bolts and other small items to fall out.


The Bolt-Safe Rail Bag attaches to belts, railing, harnesses and scaffold tubes with fully load rated straps.

Even when turned upside down and shaken vigorously, the Rail Bag keeps all contents trapped safely inside.

A reinforced mesh window allows light into the pouch, eliminating the guessing game of trying to find items in the pouch by touch alone.



11 LB **5.0** KG
MAX LOAD:



THE LEADER IN FALLING OBJECT PREVENTION

GRIPPS.COM

KEY FEATURES

Attaches easily to tool belts, harnesses and rails

Reinforced mesh window allows light inside the pouch

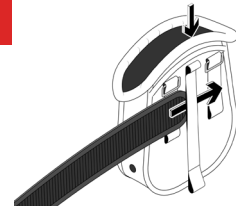
Reach-in retrieval and automatic self-closure means no more lids or zips

Keeps small objects such as nuts, bolts, screws etc. securely enclosed

Made from tough vinyl that repels oil and is easy to wipe clean

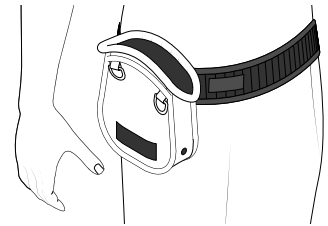


1



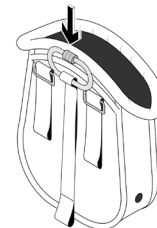
To anchor Rail Bag to a belt, feed belt through both loops on the rear side of the pouch.

2



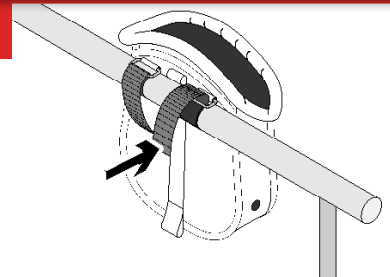
Then pull the strap tightly and press firmly together to attach.

3



For harness applications, apply a suitable carabiner to the provided loop on rear of bag. Then connect appropriately to harness.

4



To anchor Rail Bag to a rail, pass the velcro strap around the rail and through the buckle, pulling tight.

*** NEVER EXCEED MAX LOAD ***

SPECIFICATIONS

SKU	MAX LOAD (POUCH)	LENGTH
H02102	5.0KG 11LBS	30CM x 20CM x 6.0CM 12" x 8" x 2.5"

@GRIPPSGLOBAL



#ConquerGravity