

GRIPPS®

H01035

E-CATCH

1.1_{LB}

0.5_{KG}



MAX LOAD:

The GRIPPS® E-Catch features heavy-duty

industrial-grade VHB adhesive, allowing it to attach to almost all surfaces, instantly creating a load-rated tool connection point.

Designed with electronic devices in mind, the E-Catch has a flexible, notched design that allows it to adhere to curved surfaces. When attached to mobile phones, cameras, radios and other handheld electronic equipment, the low profile of the E-Catch keeps it from interfering with any functionality.

Designed for use with GRIPPS® Coil Tethers such as SKU H01065 and H01054.



THE LEADER IN FALLING OBJECT PREVENTION

GRIPPS.COM


KEY FEATURES

Ready to use immediately after application

Cures completely in 24 hours

Flexible, notched surface adheres to curved surfaces

Heavy-duty industrial grade double stick tape



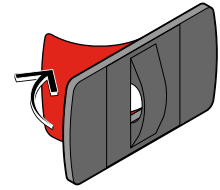
Low profile

Connects to Electronic Tool Tether

SPECIFICATIONS

SKU	MAX LOAD	QUANTITY
H01035	0.5KG 1.1LBS	1

1




Peel cover from one side of the adhesive pad and attach to the E-Catch. Peel cover from other side and attach to a non-porous location on the device.

2



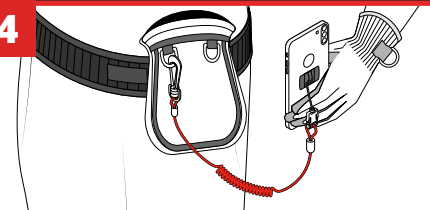
If anchoring to clothing, ensure you clip the tether onto thick fabric such as your collar or pocket lining.

3



Secure E-Tether to E-Catch by first feeding loop through the connector point, then feed the the E-Tether back through the loop to create a choke.

4



Press side-release buttons to hot-swap between different electronic devices. Ensure attachment dock 'clicks' back into place.