



**TRIDENT®**

**HEXHALE®**

# **RTC3004 & RTC3005**

## **Gas Filters**



**BSI CERTIFIED**  
AS/NZS 1716: 2012  
BMP 795804

**INSTRUCTIONS FOR USE AS OUTLINED BY THE  
MANUFACTURER AND IN ACCORDANCE WITH  
AUSTRALIAN STANDARD AS/NZS 1716:2012 IN  
CONJUNCTION WITH AS/NZS 1715:2009**

## I. WARNING

### Misuse may result in sickness or death.

1. These filters do not supply oxygen. DO NOT USE WHERE THERE MAY BE A DEFICIENCY OF OXYGEN.
2. For Class 1 filters, DO NOT USE IN HIGHLY TOXIC ATMOSPHERES. REFER TO AS/NZS 1715.
3. The right filter must be chosen according to the concentration and type of contaminant in each case.
4. It must not be used as protection against carbon monoxide under any circumstances.
5. The filter must not be modified or altered.
6. The filter does not require maintenance or repair.
7. Leave the working area in case the respirator is damaged, there is breathing difficulty and/or dizziness or nausea, or filters unintentionally detach.
8. Respirators with filters cannot be used in containers, wells, sewers or closed places with no ventilation.

## II. BEFORE USE

1. Read user instructions carefully.
2. Make sure the type of filter is correct for intended use.
3. Make sure you have two filters of the same type for each respirator.
4. Make sure that the filter as well as the respirator do not present signs of tearing, distortions, dents, or dirt. Should this be the case, it must be disposed of.
5. Make sure the filter is in its original packaging.
6. The filter must be inspected before its use. In case of saturation, distortion and/or expiration, it must be replaced.

## III. ASSEMBLING INSTRUCTIONS

Match the filter notch with the filter attachment on the facepiece. Press and turn the filter clockwise to stop. Repeat for the second filter.

Fig. 1

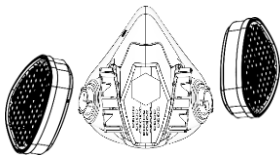
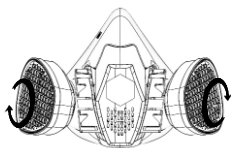


Fig. 2



The above mentioned filters when used with half masks, full masks, the negative pressure fit check is necessary before entrance into contaminated area, please see information on half mask, full mask user instructions.

## IV. STORAGE

- Without taking filter out of its original packaging, keep it in a fresh and dry environment away from atmospheric contaminants. Avoid high levels of humidity, hopefully not over 80% relative humidity.
- Do not expose filter to heat or direct sunlight.
- Once it has been used, or in order to be moved, it is advised to store the filter in an airtight container.
- Do not expose the respirator to heat over 50°, or direct sunlight.

**Storage under conditions other than those specified by the manufacturer may affect the shelf life.**

## V. CLEANING AND DISINFECTION

All filters must not be cleaned.

They also do not need maintenance nor need to be repaired in case of damage or deterioration.

The replacement of the filters must be determined through the implementation of a respiratory protection program which ensures that they are replaced before the end of their service life.

## VI. EXPIRATION

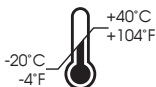
All filters have the expiration date printed which will be valid if they are stored sealed in their original packaging and following the storage recommendations given in this document.

## VII. LIMITATIONS OF USE

The use of filters must comply with current legislation, regulations about respiratory protection and regulations from various official bodies.



See information supplied by the manufacturer.



Storage Temperature Range -20°C (-4°F) to +40°C (+104°F)



Storage Maximum Relative Humidity <80% RH



End of shelf life YYYY/MM

## VIII. FILTER DISPOSAL

Once filters have been used up, they must be disposed of according to the current national legislations.

MARKING	FUNCTION
A	Filter against organic vapours with B.P.>65°
B	Filter against inorganic vapours
E	Filter against sulphur anhydride and other acid gases
K	Filter against ammonia and organic vapours derived from ammonia
P	Filter against particulate
R	Filter against particulate reusable
NR	Filter against particulate non-reusable
D	Filters that meet the clogging test

CLASS	GAS FILTERS
1	Low capacity
2	Medium capacity
3	High capacity

ITEM	TYPE/CLASS	PROTECTION	COMPATIBLE WITH
RTC3004	A2	Organic vapors with B.P.>65°	TRIDENT HEXHALE Respirator RTC3000 half face respirator and TRIDENT HEXHALE Respirator RTC3100 full face respirator
RTC3005	A1B1E1K1	Organic vapours with B.P.>65°, chlorine, hydrogen sulfide, hydrogen cyanide, sulfur dioxide, acid gases, ammonia, methylamine.	TRIDENT HEXHALE Respirator RTC3000 half face respirator and TRIDENT HEXHALE Respirator RTC3100 full face respirator
<b>Maximum concentration limitations, i.e. assigned (or minimum) protection factor as described in AS/NZS 1715.</b>			



An Industree Group Brand

Industree Group Pty Ltd  
3 Blade Close, Berkeley Vale, NSW 2261, Australia  
[INDUSTREE.COM.AU](http://INDUSTREE.COM.AU)